

National Sanction: Inland Empire District of the Amateur Athletic Union of the U.S.

Location: Mountain View Event Center Century High School
1567 Way to Grace Ave 7801 West Diamond Back Drive
Pocatello, ID 83201 Pocatello, ID 83204
Court 1-5 Court 6 & 7

Site Director: Jena Wahlquist (208) 360-2443

Coaches Meeting: 7:30 pm at Both sites; **Make sure to bring rosters and list of spectators**
1 spectator per person on the roster (MAX of 24 participants—player, coaches and parents--per team at the MEC)

Rules:

- USAV rules prevail.
- Libero will be allowed to serve in one position.
- Warm up: 4-1 for first match for a team, 2-1 thereafter.

Pool Play Format:

- Match consists of two sets to 25
- One timeout
- Pool play placement:
 - Set win/loss record.
 - If two team win/loss tie: head-to-head, then total point differentials, then coin flip.
 - If three team win/loss tie: total point differentials, then coin flip.

Bracket Play Format:

- Matches will be best 2 of 3. First and second sets are to 25, no cap. If the third set is needed, it will be to 15, no cap, switching sides at 8 points.
- Two timeouts

Pools, Saturday at 8am

| Pool A (Court 1) MEC | Pool B (Court 2) MEC | Pool C (Court 3) MEC |
|---|--------------------------------|--|
| MVA 14 Red | Capital City Townsend | ID Peak 14 Amanda |
| South Fremont 14 Black | MVA 14 Gray | Club Rams 14 |
| Rocky Mountain | ID Peak 14 Amy | Grizz 14 Bryant |
| ID Peak Nicole | EIVC 14 Brooke | South Fremont 14 Red |
| Pool D (Court 4) MEC | Pool E (Court 5) MEC | Pool F (Court 6) Century High School |
| ID Peak 14 Kaitlyn | Big Sky Volleyball Club 14 | Bonneville 14-1 |
| Club Butte 14 Black | ID Peak 14 Kiarra | Shelley-Hatch |
| SRVBC 14 Stone | Bonneville 14-2 | ID Peak Bailee |
| Grizz 14 Makenna | Grizz 14 Jill | EIVC 14 Jillian |
| Pool G (Court 7) Century HS Gym | | |
| EIVC Lex | | |
| Big Sky Volleyball Club 14-2 | | |
| Shelley-Gillespie | | |
| ID Peak Keisha | | |

Pool Play, 4 Teams

Matches consist of two sets to 25, no cap.

Pool place is determined by win/loss record. In the event a two-team tiebreaker is needed, use head-to-head result, then total point differentials, then a coin flip. In the event a three-team tiebreaker is needed, use total point differentials, then a coin flip.

Point differential is the point difference in a set score between two teams. For example, if team 1 wins a set over team 3 by a score of 25-20, record +5 for team 1 and -5 for team 3. At the end of pool play, sum the point differentials for each team to get a total point differential amount.

| | Team Name | Wins | Losses | Point Differentials | Total | Place |
|--------|-----------|------|--------|---------------------|-------|-------|
| Team 1 | | | | | | |
| Team 2 | | | | | | |
| Team 3 | | | | | | |
| Team 4 | | | | | | |

Match 1 1 vs 3 (2) Scores: _____

Match 2 2 vs 4 (1) Scores: _____

Match 3 1 vs 4 (3) Scores: _____

Match 4 2 vs 3 (1) Scores: _____

Match 5 3 vs 4 (2) Scores: _____

Match 6 1 vs 2 (4) Scores: _____

Pool Play, 3 Teams

Matches consist of three sets to 25, no cap.

Pool place is determined by win/loss record. In the event a two-team tiebreaker is needed, use head-to-head result, then total point differentials, then a coin flip. In the event a three-team tiebreaker is needed, use total point differentials, then a coin flip.

Point differential is the point difference in a set score between two teams. For example, if team 1 wins a set over team 3 by a score of 25-20, record +5 for team 1 and -5 for team 3. At the end of pool play, sum the point differentials for each team to get a total point differential amount.

| | Team Name | Wins | Losses | Point Differentials | Total | Place |
|--------|-----------|------|--------|---------------------|-------|-------|
| Team 1 | | | | | | |
| Team 2 | | | | | | |
| Team 3 | | | | | | |

Match 1 1 vs 3 (2) Scores: _____

Match 2 2 vs 3 (1) Scores: _____

Match 3 1 vs 2 (3) Scores: _____

Bracket Seeding

Teams are seeded by their pool place and number of pool play wins. When a tiebreaker is needed, use total point differentials, then a coin flip.

1st Place Teams

| Pool | Team Name | Wins | Total Point Diff | Seeding (1-7) |
|------|-----------|------|------------------|---------------|
| A | | | | |
| B | | | | |
| C | | | | |
| D | | | | |
| E | | | | |
| F | | | | |
| G | | | | |

2nd Place Teams

| Pool | Team Name | Wins | Total Point Diff | Seeding (8-14) |
|------|-----------|------|------------------|----------------|
| A | | | | |
| B | | | | |
| C | | | | |
| D | | | | |
| E | | | | |
| F | | | | |
| G | | | | |

Bracket Seeding

3rd Place Teams

| Pool | Team Name | Wins | Total Point Diff | Seeding (15-21) |
|------|-----------|------|------------------|-----------------|
| A | | | | |
| B | | | | |
| C | | | | |
| D | | | | |
| E | | | | |
| F | | | | |
| G | | | | |

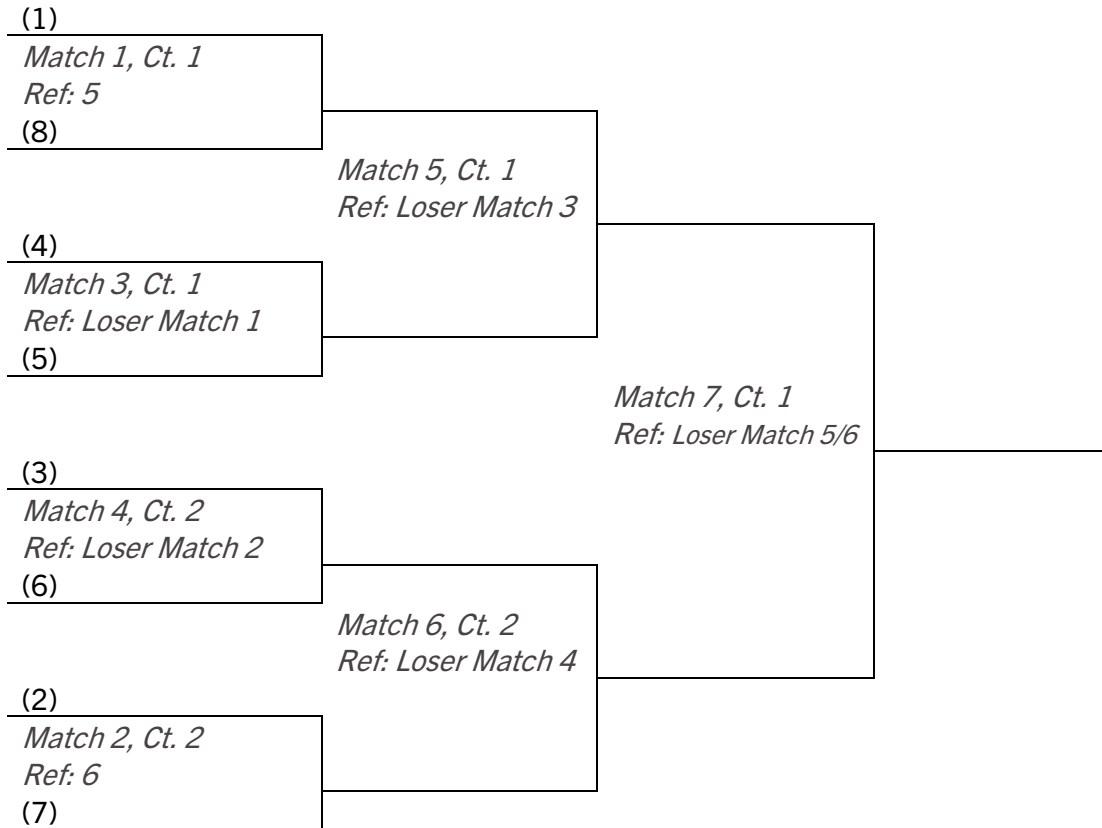
4th Place Teams

| Pool | Team Name | Wins | Total Point Diff | Seeding (22-28) |
|------|-----------|------|------------------|-----------------|
| A | | | | |
| B | | | | |
| C | | | | |
| D | | | | |
| E | | | | |
| F | | | | |
| G | | | | |

Bracket Play

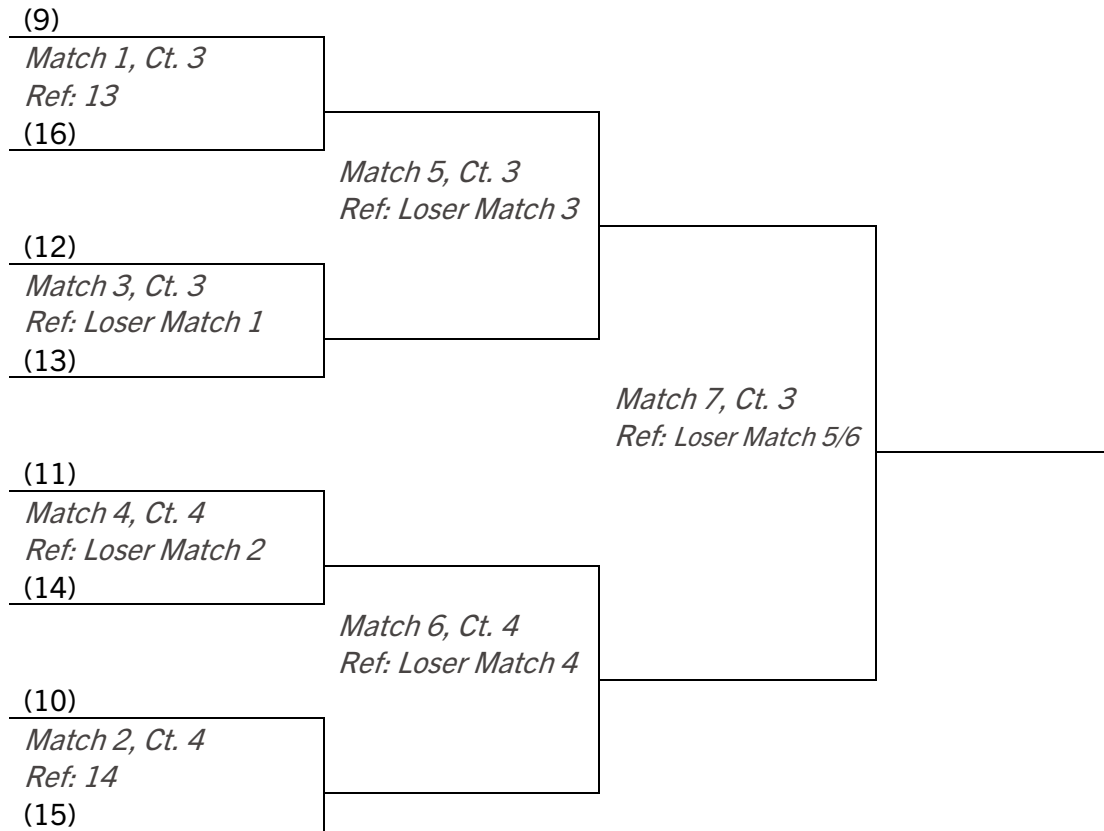
Gold Bracket Championship

MEC Court 1 & 2



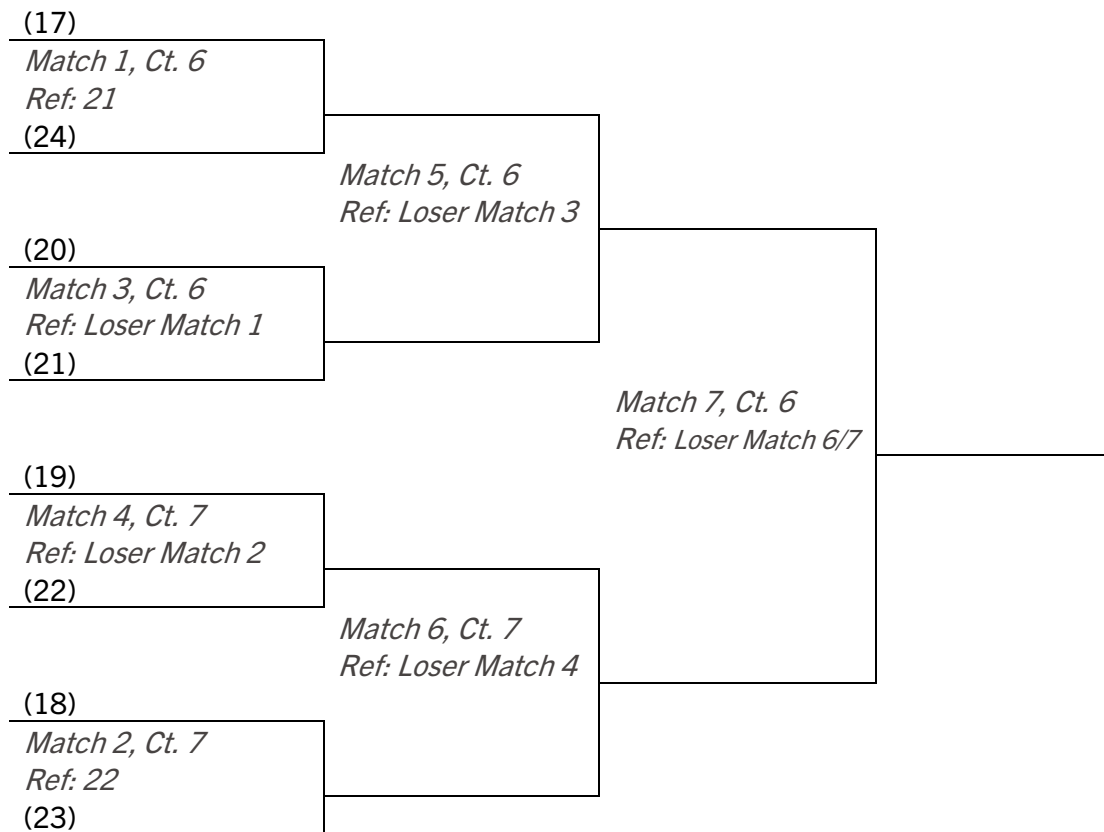
Silver Bracket Championship

MEC Court 3 & 4



Bronze Bracket Championship

Century High School Court 6 & 7



Diamond Bracket Championship

MEC Court 5

(25)

Match 1, Ct. 5

Ref: 27

(28)

Match 3, Ct. 5

Ref: Loser Match

1/2

(26)

Match 2, Ct. 5

Ref: Loser Match 1

(27)