Eastern Idaho Volleyball Association

2026 April 3-4 U16 Grand Prix Tournament

National Sanction: Inland Empire District of the Amateur Athletic Union of the U.S.

Date: Friday, April 3, 2026

Location:

Madison High School Gym
2300 University Boulevard
Rexburg, ID 83440
Courts 1-2

Madison High School Aux Gym
2300 University Boulevard
Rexburg, ID 83440
Courts 3-5

Site Director: Adam Hayes (208) 528-6748

Coaches Meeting: Courts 1 and 3, 7:30 AM
Coaches must attend. Make sure to bring rosters.

Rules:

- USAV rules prevail.
- Libero will be allowed to serve in one position.
- Warm up: 4 minutes for first match for a team, 2 minutes thereafter.

Pool Play Format:

- Match consists of two sets to 25, no cap
- One timeout
- Pool play placement:
  - Set win/loss record
  - If two team tie
    - Head-to-Head
    - Total points
    - Coin toss
  - If three+ team tie
    - Total points
    - Coin toss

NETPLAYPRO: Online Tournament Tracking
Scan for Tournament Pool and Bracket Information

Bracket Play Format:

- Matches will be best 2 out of 3. First and second sets are to 25, no cap. If the third set is needed, it will be to 15, no cap, switching sides at 8 points.
- Two timeouts

Teams must provide their own first aid kits including ice.
Unsportsmanlike conduct from teams, parents, or spectators my result in expulsion of individuals or disqualification and ejection of teams.

Pools, Friday 8:00 AM

Pool A (Court 1) Madison High School Gym	Pool B (Court 2) Madison High School Gym	Pool C (Court 3) Madison High School Aux Gym
Cap City MT U16 Select Diamonds	Idaho Peak NATIONAL ADAM 16s	Nalu
Idaho LUV 16 Reese	Idaho Peak Todd 16s	SIVA 16 Black
Club Ririe U15	Idaho Show 16 Hammond	SVBC 16-1
UV Lydia	APXVB 16 JANESSA	Bonneville 16 Breggan
Pool D (Court 4) Madison High School Aux Gym	**Pool E (Court 5)** Madison High School Aux Gym	
Bonneville 15 Kiley	Madison 16 Sebastion	
Idaho Peak Bryant 16s	Idaho LUV 16 Maegen	
Madison 16 Red	Cap City MT U16 Select Purple	
Idaho Show 16s Jamison	Mt. Borah VB 16U	

Pool Play, 4 Teams - Pool A

Matches consist of two sets to 25, no cap.

Pool place is determined by win/loss record. In the event a two-team tiebreaker is needed, use head-to-head result, then total point differentials, then a coin flip. In the event a three-team tiebreaker is needed, use total point differentials, then a coin flip.

Point differential is the point difference in a set score between two teams. For example, if team 1 wins a set over team 3 by a score of 25-20, record +5 for team 1 and -5 for team 3. At the end of pool play, sum the point differentials for each team to get a total point differential amount.

	Team Name	Wins	Losses	Total Points	Place
Team 1	Cap City MT U16 Select Diamonds	6	0	65	1
Team 2	Idaho LUV 16 Reese	4	2	5	2
Team 4	UV Lydia	2	4	-21	3
Team 3	Club Ririe U15	0	6	-49	4

Match 1 1 vs 3 (2) **Scores:** 25-14, 25-11

Match 2 2 vs 4 (1) **Scores:** 25-21, 25-14

Match 3 1 vs 4 (3) **Scores:** 25-9, 25-18

Match 4 2 vs 3 (1) **Scores:** 25-20, 26-24

Match 5 3 vs 4 (2) **Scores:** 15-25, 18-25

Match 6 1 vs 2 (4) **Scores:** 25-18, 25-15

Pool Play, 4 Teams - Pool B

Matches consist of two sets to 25, no cap.

Pool place is determined by win/loss record. In the event a two-team tiebreaker is needed, use head-to-head result, then total point differentials, then a coin flip. In the event a three-team tiebreaker is needed, use total point differentials, then a coin flip.

Point differential is the point difference in a set score between two teams. For example, if team 1 wins a set over team 3 by a score of 25-20, record +5 for team 1 and -5 for team 3. At the end of pool play, sum the point differentials for each team to get a total point differential amount.

	Team Name	Wins	Losses	Total Points	Place
Team 2	Idaho Peak Todd 16s	5	1	64	1
Team 1	Idaho Peak NATIONAL ADAM 16s	5	1	47	2
Team 3	Idaho Show 16 Hammond	2	4	-39	3
Team 4	APXVB 16 JANESSA	0	6	-72	4

Match 1 1 vs 3 (2) **Scores:** 25-15, 25-18

Match 2 2 vs 4 (1) **Scores:** 25-15, 25-7

Match 3 1 vs 4 (3) **Scores:** 25-4, 25-16

Match 4 2 vs 3 (1) **Scores:** 25-3, 25-11

Match 5 3 vs 4 (2) **Scores:** 25-15, 25-21

Match 6 1 vs 2 (4) **Scores:** 21-25, 25-21

Pool Play, 4 Teams - Pool C

Matches consist of two sets to 25, no cap.

Pool place is determined by win/loss record. In the event a two-team tiebreaker is needed, use head-to-head result, then total point differentials, then a coin flip. In the event a three-team tiebreaker is needed, use total point differentials, then a coin flip.

Point differential is the point difference in a set score between two teams. For example, if team 1 wins a set over team 3 by a score of 25-20, record +5 for team 1 and -5 for team 3. At the end of pool play, sum the point differentials for each team to get a total point differential amount.

	Team Name	Wins	Losses	Total Points	Place
Team 2	SIVA 16 Black	6	0	53	1
Team 1	Nalu	4	2	9	2
Team 4	Bonneville 16 Breggan	1	5	-21	3
Team 3	SVBC 16-1	1	5	-41	4

Match 1 1 vs 3 (2) Scores:25-16, 25-18

Match 2 2 vs 4 (1) Scores:25-15, 25-20

Match 3 1 vs 4 (3) Scores:29-27, 25-20

Match 4 2 vs 3 (1) Scores:25-15, 25-11

Match 5 3 vs 4 (2) Scores:25-23, 22-25

Match 6 1 vs 2 (4) Scores:19-25, 17-25

Pool Play, 4 Teams - Pool D

Matches consist of two sets to 25, no cap.

Pool place is determined by win/loss record. In the event a two-team tiebreaker is needed, use head-to-head result, then total point differentials, then a coin flip. In the event a three-team tiebreaker is needed, use total point differentials, then a coin flip.

Point differential is the point difference in a set score between two teams. For example, if team 1 wins a set over team 3 by a score of 25-20, record +5 for team 1 and -5 for team 3. At the end of pool play, sum the point differentials for each team to get a total point differential amount.

	Team Name	Wins	Losses	Total Points	Place
Team 1	Bonneville 15 Kiley	6	0	80	1
Team 3	Madison 16 Red	4	2	8	2
Team 2	Idaho Peak Bryant 16s	2	4	-22	3
Team 4	Idaho Show 16s Jamison	0	6	-66	4

Match 1 1 vs 3 (2) Scores:25-15, 25-14

Match 2 2 vs 4 (1) Scores:25-12, 25-21

Match 3 1 vs 4 (3) Scores:25-8, 25-12

Match 4 2 vs 3 (1) Scores:20-25, 20-25

Match 5 3 vs 4 (2) Scores:25-14, 25-17

Match 6 1 vs 2 (4) Scores:25-11, 25-10

Pool Play, 4 Teams - Pool E

Matches consist of two sets to 25, no cap.

Pool place is determined by win/loss record. In the event a two-team tiebreaker is needed, use head-to-head result, then total point differentials, then a coin flip. In the event a three-team tiebreaker is needed, use total point differentials, then a coin flip.

Point differential is the point difference in a set score between two teams. For example, if team 1 wins a set over team 3 by a score of 25-20, record +5 for team 1 and -5 for team 3. At the end of pool play, sum the point differentials for each team to get a total point differential amount.

	Team Name	Wins	Losses	Total Points	Place
Team 1	Madison 16 Sebastion	6	0	82	1
Team 2	Idaho LUV 16 Maegen	4	2	13	2
Team 4	Mt. Borah VB 16U	1	5	-35	3
Team 3	Cap City MT U16 Select Purple	1	5	-60	4

Match 1 **1 vs 3 (2)** **Scores:** 25-7, 25-7

Match 2 **2 vs 4 (1)** **Scores:** 25-13, 25-17

Match 3 **1 vs 4 (3)** **Scores:** 25-12, 25-16

Match 4 **2 vs 3 (1)** **Scores:** 25-21, 25-12

Match 5 **3 vs 4 (2)** **Scores:** 25-21, 14-25

Match 6 **1 vs 2 (4)** **Scores:** 25-18, 25-8

Bracket Seeding - 1st Place Teams

Teams are seeded by their pool place ranking and number of pool play wins. When a tiebreaker is needed, use total point differentials, then a coin flip.

Pool	Team Name	Wins	Total Points	Seeding
E	Madison 16 Sebastion	6	82	
D	Bonneville 15 Kiley	6	80	
A	Cap City MT U16 Select Diamonds	6	65	
C	SIVA 16 Black	6	53	
B	Idaho Peak Todd 16s	5	64	

Bracket Seeding - 2nd Place Teams

Teams are seeded by their pool place ranking and number of pool play wins. When a tiebreaker is needed, use total point differentials, then a coin flip.

Pool	Team Name	Wins	Total Points	Seeding
B	Idaho Peak NATIONAL ADAM 16s	5	47	
E	Idaho LUV 16 Maegen	4	13	
C	Nalu	4	9	
D	Madison 16 Red	4	8	
A	Idaho LUV 16 Reese	4	5	

Bracket Seeding - 3rd Place Teams

Teams are seeded by their pool place ranking and number of pool play wins. When a tiebreaker is needed, use total point differentials, then a coin flip.

Pool	Team Name	Wins	Total Points	Seeding
A	UV Lydia	2	-21	
D	Idaho Peak Bryant 16s	2	-22	
B	Idaho Show 16 Hammond	2	-39	
C	Bonneville 16 Breggan	1	-21	
E	Mt. Borah VB 16U	1	-35	

Bracket Seeding - 4th Place Teams

Teams are seeded by their pool place ranking and number of pool play wins. When a tiebreaker is needed, use total point differentials, then a coin flip.

Pool	Team Name	Wins	Total Points	Seeding
C	SVBC 16-1	1	-41	
E	Cap City MT U16 Select Purple	1	-60	
A	Club Ririe U15	0	-49	
D	Idaho Show 16s Jamison	0	-66	
B	APXVB 16 JANESSA	0	-72	

Gold Bracket Championship

Madison High School Gym

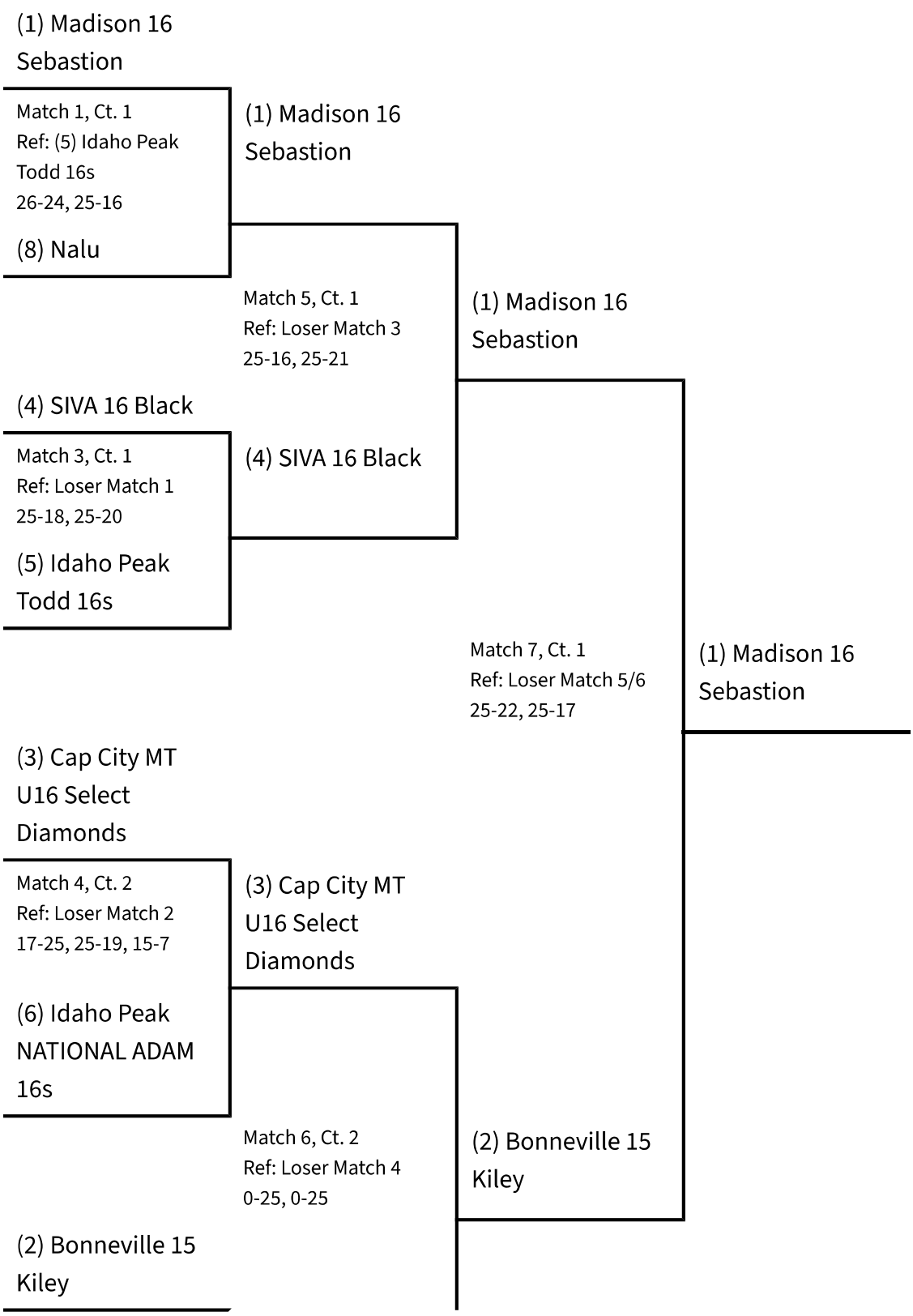

Match 2, Ct. 2
Ref: (6) Idaho Peak
NATIONAL ADAM 16s
25-22, 25-21

(2) Bonneville 15
Kiley

(7) Idaho LUV 16
Maegen

Silver Bracket Championship

Madison High School Aux Gym

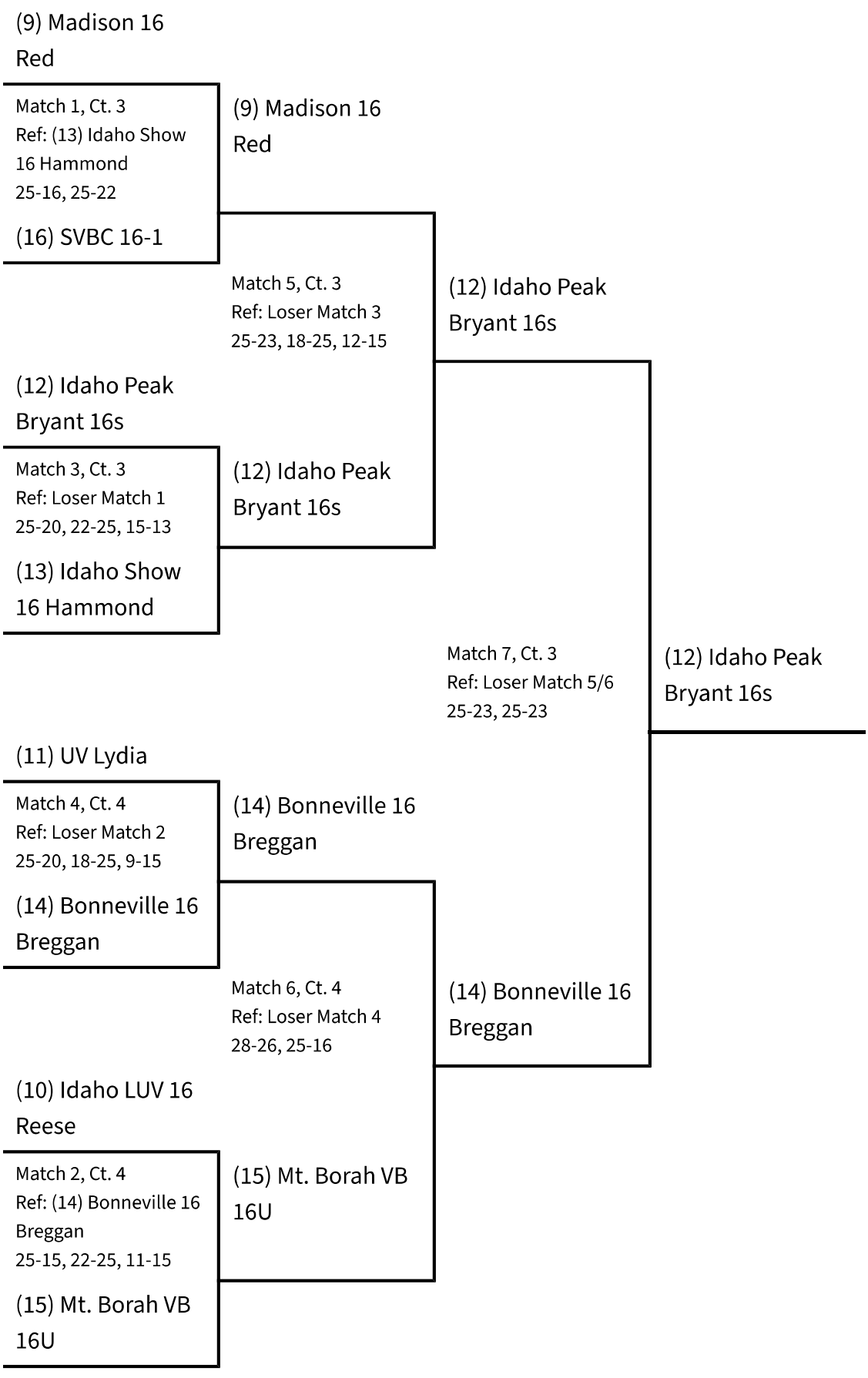

Bronze Bracket Championship

Madison High School Aux Gym

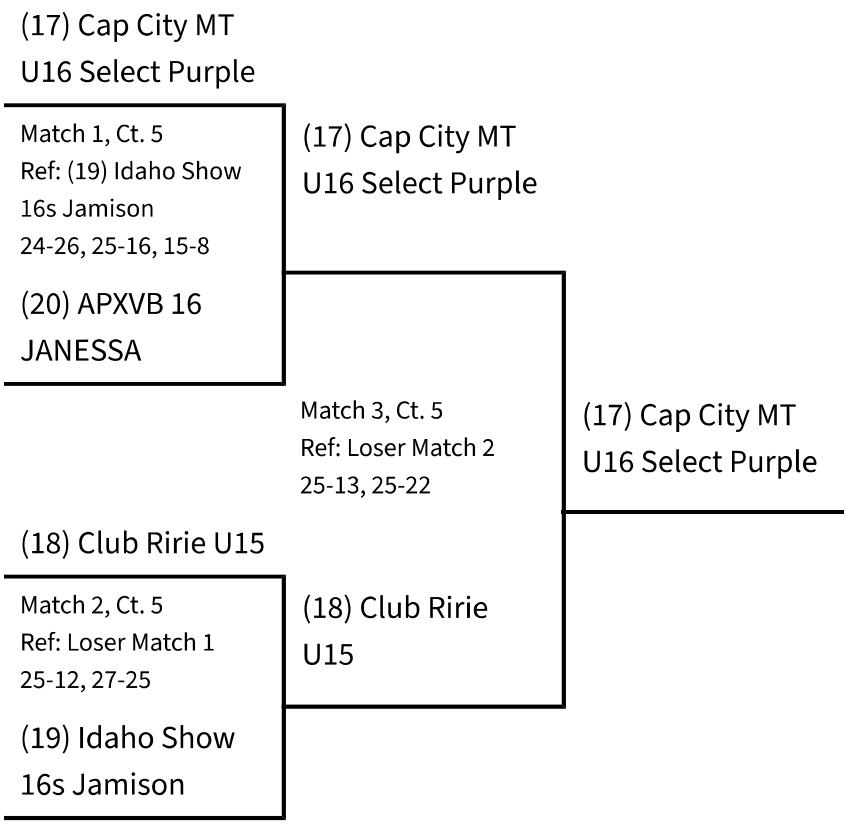

NETPLAYPRO: Online Tournament Tracking

Scan for Tournament Pool and Bracket Information

2026 April 3-4 U16 Grand Prix Tournament