Eastern Idaho Volleyball Association

2026 April 11 U14 Grand Prix Tournament

National Sanction: Inland Empire District of the Amateur Athletic Union of the U.S.

Date: Saturday, April 11, 2026

Location:

Idaho Falls HS Main Gym
601 S Holmes Ave
Idaho Falls, ID 83401
Courts 1-2

Idaho Falls HS Aux Gym
601 S Holmes Ave
Idaho Falls, ID 83401
Court 3

Skyline HS Main Gym
1767 Blue Sky Dr
Idaho Falls, ID 83402
Courts 4-5

Skyline HS Aux Gym
1767 Blue Sky Dr
Idaho Falls, ID 83402
Courts 6-7

Site Director: Adam Hayes (208) 528-6748

Coaches Meeting: Courts 1 and 4, 7:30 AM
Coaches must attend. Make sure to bring rosters.

Rules:

- USAV rules prevail.
- Libero will be allowed to serve in one position.
- Warm up: 4 minutes for first match for a team, 2 minutes thereafter.

Pool Play Format:

- Match consists of two sets to 25, no cap
- One timeout
- Pool play placement:
  - Set win/loss record
  - If two team tie
    - Head-to-Head
    - Total points
    - Coin toss
  - If three+ team tie
    - Total points
    - Coin toss

NETPLAYPRO: Online Tournament Tracking
Scan for Tournament Pool and Bracket Information

Bracket Play Format:

- Matches will be best 2 out of 3. First and second sets are to 25, no cap. If the third set is needed, it will be to 15, no cap, switching sides at 8 points.
- Two timeouts

Teams must provide their own first aid kits including ice.
Unsportsmanlike conduct from teams, parents, or spectators my result in expulsion of individuals or disqualification and ejection of teams.

Pools, Saturday 8:00 AM

Pool A (Court 1) Idaho Falls HS Main Gym	Pool B (Court 2) Idaho Falls HS Main Gym	Pool C (Court 3) Idaho Falls HS Aux Gym
RIZE U14 Rianne	ID Crush 14 Vinson	Knight Volleyball Club Jordyn
Idaho Falls Jrs. Jayde/Jess 14s	RIZE U14 Cortney	Idaho LUV 14 Sheryl
Idaho LUV 14 Liz	Madison 14 Ashley	Declo Club
Idaho Show	Blacktail Rebels	SIVA 14 Gray
Pool D (Court 4) Skyline HS Main Gym	**Pool E (Court 5)** Skyline HS Main Gym	**Pool F (Court 6)** Skyline HS Aux Gym
Idaho Falls Jrs. Bri 14s	ID Crush IF 14 Keisha	Cap City 14 Select Diamonds
Bonneville 14 Trevor	Idaho LUV 14 Kelsey	Idaho LUV 14 Paige
TRVC Kunz 14	Jackson Elite Volleyball U14 Black	SIVA 14 White
Mt. Borah VB 13U Mallory	Bonneville 13 Rae	Idaho Falls Jrs. Cami/Breah 13s
Pool G (Court 7) Skyline HS Aux Gym		
Madison 14 Keanu		
Idaho Falls Jrs. Katie 14s		
Portneuf 14		

Pool Play, 4 Teams - Pool A

Matches consist of two sets to 25, no cap.

Pool place is determined by win/loss record. In the event a two-team tiebreaker is needed, use head-to-head result, then total point differentials, then a coin flip. In the event a three-team tiebreaker is needed, use total point differentials, then a coin flip.

Point differential is the point difference in a set score between two teams. For example, if team 1 wins a set over team 3 by a score of 25-20, record +5 for team 1 and -5 for team 3. At the end of pool play, sum the point differentials for each team to get a total point differential amount.

	Team Name	Wins	Losses	Total Points	Place
Team 3	Idaho LUV 14 Liz	4	2	11	1
Team 2	Idaho Falls Jrs. Jayde/Jess 14s	4	2	18	2
Team 4	Idaho Show	3	3	1	3
Team 1	RIZE U14 Rianne	1	5	-30	4

Match 1 1 vs 3 (2) Scores: 25-23, 14-25

Match 2 2 vs 4 (1) Scores: 25-21, 25-20

Match 3 1 vs 4 (3) Scores: 23-25, 23-25

Match 4 2 vs 3 (1) Scores: 20-25, 22-25

Match 5 3 vs 4 (2) Scores: 27-25, 17-25

Match 6 1 vs 2 (4) Scores: 17-25, 16-25

Pool Play, 4 Teams - Pool B

Matches consist of two sets to 25, no cap.

Pool place is determined by win/loss record. In the event a two-team tiebreaker is needed, use head-to-head result, then total point differentials, then a coin flip. In the event a three-team tiebreaker is needed, use total point differentials, then a coin flip.

Point differential is the point difference in a set score between two teams. For example, if team 1 wins a set over team 3 by a score of 25-20, record +5 for team 1 and -5 for team 3. At the end of pool play, sum the point differentials for each team to get a total point differential amount.

	Team Name	Wins	Losses	Total Points	Place
Team 1	ID Crush 14 Vinson	6	0	90	1
Team 2	RIZE U14 Cortney	3	3	-4	2
Team 3	Madison 14 Ashley	2	4	-34	3
Team 4	Blacktail Rebels	1	5	-52	4

Match 1 1 vs 3 (2) **Scores:** 25-6, 25-12

Match 2 2 vs 4 (1) **Scores:** 17-25, 25-10

Match 3 1 vs 4 (3) **Scores:** 25-10, 25-8

Match 4 2 vs 3 (1) **Scores:** 25-18, 25-17

Match 5 3 vs 4 (2) **Scores:** 24-16, 25-20

Match 6 1 vs 2 (4) **Scores:** 25-12, 25-12

Pool Play, 4 Teams - Pool C

Matches consist of two sets to 25, no cap.

Pool place is determined by win/loss record. In the event a two-team tiebreaker is needed, use head-to-head result, then total point differentials, then a coin flip. In the event a three-team tiebreaker is needed, use total point differentials, then a coin flip.

Point differential is the point difference in a set score between two teams. For example, if team 1 wins a set over team 3 by a score of 25-20, record +5 for team 1 and -5 for team 3. At the end of pool play, sum the point differentials for each team to get a total point differential amount.

	Team Name	Wins	Losses	Total Points	Place
Team 1	Knight Volleyball Club Jordyn	6	0	59	1
Team 3	Declo Club	3	3	12	2
Team 4	SIVA 14 Gray	2	4	-22	3
Team 2	Idaho LUV 14 Sheryl	1	5	-49	4

Match 1 **1 vs 3 (2)** **Scores:** 25-17, 25-14

Match 2 **2 vs 4 (1)** **Scores:** 25-22, 13-25

Match 3 **1 vs 4 (3)** **Scores:** 25-19, 25-10

Match 4 **2 vs 3 (1)** **Scores:** 17-25, 12-25

Match 5 **3 vs 4 (2)** **Scores:** 21-25, 25-11

Match 6 **1 vs 2 (4)** **Scores:** 25-16, 25-15

Pool Play, 4 Teams - Pool D

Matches consist of two sets to 25, no cap.

Pool place is determined by win/loss record. In the event a two-team tiebreaker is needed, use head-to-head result, then total point differentials, then a coin flip. In the event a three-team tiebreaker is needed, use total point differentials, then a coin flip.

Point differential is the point difference in a set score between two teams. For example, if team 1 wins a set over team 3 by a score of 25-20, record +5 for team 1 and -5 for team 3. At the end of pool play, sum the point differentials for each team to get a total point differential amount.

	Team Name	Wins	Losses	Total Points	Place
Team 3	TRVC Kunz 14	6	0	45	1
Team 1	Idaho Falls Jrs. Bri 14s	3	3	16	2
Team 2	Bonneville 14 Trevor	3	3	-7	3
Team 4	Mt. Borah VB 13U Mallory	0	6	-54	4

Match 1 **1 vs 3 (2)** **Scores:** 20-25, 23-25

Match 2 **2 vs 4 (1)** **Scores:** 25-18, 25-21

Match 3 **1 vs 4 (3)** **Scores:** 25-17, 25-12

Match 4 **2 vs 3 (1)** **Scores:** 21-25, 13-25

Match 5 **3 vs 4 (2)** **Scores:** 25-11, 25-17

Match 6 **1 vs 2 (4)** **Scores:** 16-25, 25-14

Pool Play, 4 Teams - Pool E

Matches consist of two sets to 25, no cap.

Pool place is determined by win/loss record. In the event a two-team tiebreaker is needed, use head-to-head result, then total point differentials, then a coin flip. In the event a three-team tiebreaker is needed, use total point differentials, then a coin flip.

Point differential is the point difference in a set score between two teams. For example, if team 1 wins a set over team 3 by a score of 25-20, record +5 for team 1 and -5 for team 3. At the end of pool play, sum the point differentials for each team to get a total point differential amount.

	Team Name	Wins	Losses	Total Points	Place
Team 1	ID Crush IF 14 Keisha	6	0	93	1
Team 2	Idaho LUV 14 Kelsey	4	2	5	2
Team 4	Bonneville 13 Rae	1	5	-39	3
Team 3	Jackson Elite Volleyball U14 Black	1	5	-59	4

Match 1 1 vs 3 (2) Scores:25-8, 25-8

Match 2 2 vs 4 (1) Scores:31-29, 25-18

Match 3 1 vs 4 (3) Scores:25-8, 25-10

Match 4 2 vs 3 (1) Scores:25-18, 25-9

Match 5 3 vs 4 (2) Scores:25-21, 19-25

Match 6 1 vs 2 (4) Scores:25-5, 25-18

Pool Play, 4 Teams - Pool F

Matches consist of two sets to 25, no cap.

Pool place is determined by win/loss record. In the event a two-team tiebreaker is needed, use head-to-head result, then total point differentials, then a coin flip. In the event a three-team tiebreaker is needed, use total point differentials, then a coin flip.

Point differential is the point difference in a set score between two teams. For example, if team 1 wins a set over team 3 by a score of 25-20, record +5 for team 1 and -5 for team 3. At the end of pool play, sum the point differentials for each team to get a total point differential amount.

	Team Name	Wins	Losses	Total Points	Place
Team 1	Cap City 14 Select Diamonds	5	1	19	1
Team 3	SIVA 14 White	3	3	11	2
Team 4	Idaho Falls Jrs. Cami/Breah 13s	3	3	-10	3
Team 2	Idaho LUV 14 Paige	1	5	-20	4

Match 1 **1 vs 3 (2)** **Scores:** 25-23, 25-19

Match 2 **2 vs 4 (1)** **Scores:** 23-25, 17-25

Match 3 **1 vs 4 (3)** **Scores:** 19-25, 25-14

Match 4 **2 vs 3 (1)** **Scores:** 17-25, 25-21

Match 5 **3 vs 4 (2)** **Scores:** 25-18, 25-17

Match 6 **1 vs 2 (4)** **Scores:** 25-21, 26-24

Pool Play, 3 Teams - Pool G

Matches consist of three sets to 25, no cap.

Pool place is determined by win/loss record. In the event a two-team tiebreaker is needed, use head-to-head result, then total point differentials, then a coin flip. In the event a three-team tiebreaker is needed, use total point differentials, then a coin flip.

Point differential is the point difference in a set score between two teams. For example, if team 1 wins a set over team 3 by a score of 25-20, record +5 for team 1 and -5 for team 3. At the end of pool play, sum the point differentials for each team to get a total point differential amount.

	Team Name	Wins	Losses	Total Points	Place
Team 1	Madison 14 Keanu	6	0	97	1
Team 2	Idaho Falls Jrs. Katie 14s	3	3	-16	2
Team 3	Portneuf 14	0	6	-81	3

Match 1 1 vs 3 (2) Scores:25-8, 25-11, 25-0

Match 2 2 vs 3 (1) Scores:25-19, 25-23, 25-8

Match 3 1 vs 2 (3) Scores:25-14, 25-7, 25-13

Bracket Seeding - 1st Place Teams

Teams are seeded by their pool place ranking and number of pool play wins. When a tiebreaker is needed, use total point differentials, then a coin flip.

Pool	Team Name	Wins	Total Points	Seeding
G	Madison 14 Keanu	6	97	
E	ID Crush IF 14 Keisha	6	93	
B	ID Crush 14 Vinson	6	90	
C	Knight Volleyball Club Jordyn	6	59	
D	TRVC Kunz 14	6	45	
F	Cap City 14 Select Diamonds	5	19	
A	Idaho LUV 14 Liz	4	11	

Bracket Seeding - 2nd Place Teams

Teams are seeded by their pool place ranking and number of pool play wins. When a tiebreaker is needed, use total point differentials, then a coin flip.

Pool	Team Name	Wins	Total Points	Seeding
A	Idaho Falls Jrs. Jayde/Jess 14s	4	18	
E	Idaho LUV 14 Kelsey	4	5	
D	Idaho Falls Jrs. Bri 14s	3	16	
C	Declo Club	3	12	
F	SIVA 14 White	3	11	
B	RIZE U14 Cortney	3	-4	
G	Idaho Falls Jrs. Katie 14s	3	-16	

Bracket Seeding - 3rd Place Teams

Teams are seeded by their pool place ranking and number of pool play wins. When a tiebreaker is needed, use total point differentials, then a coin flip.

Pool	Team Name	Wins	Total Points	Seeding
A	Idaho Show	3	1	
D	Bonneville 14 Trevor	3	-7	
F	Idaho Falls Jrs. Cami/Breah 13s	3	-10	
C	SIVA 14 Gray	2	-22	
B	Madison 14 Ashley	2	-34	
E	Bonneville 13 Rae	1	-39	
G	Portneuf 14	0	-81	

Bracket Seeding - 4th Place Teams

Teams are seeded by their pool place ranking and number of pool play wins. When a tiebreaker is needed, use total point differentials, then a coin flip.

Pool	Team Name	Wins	Total Points	Seeding
F	Idaho LUV 14 Paige	1	-20	
A	RIZE U14 Rianne	1	-30	
C	Idaho LUV 14 Sheryl	1	-49	
B	Blacktail Rebels	1	-52	
E	Jackson Elite Volleyball U14 Black	1	-59	
D	Mt. Borah VB 13U Mallory	0	-54	

Gold Bracket Championship

Idaho Falls HS Main Gym

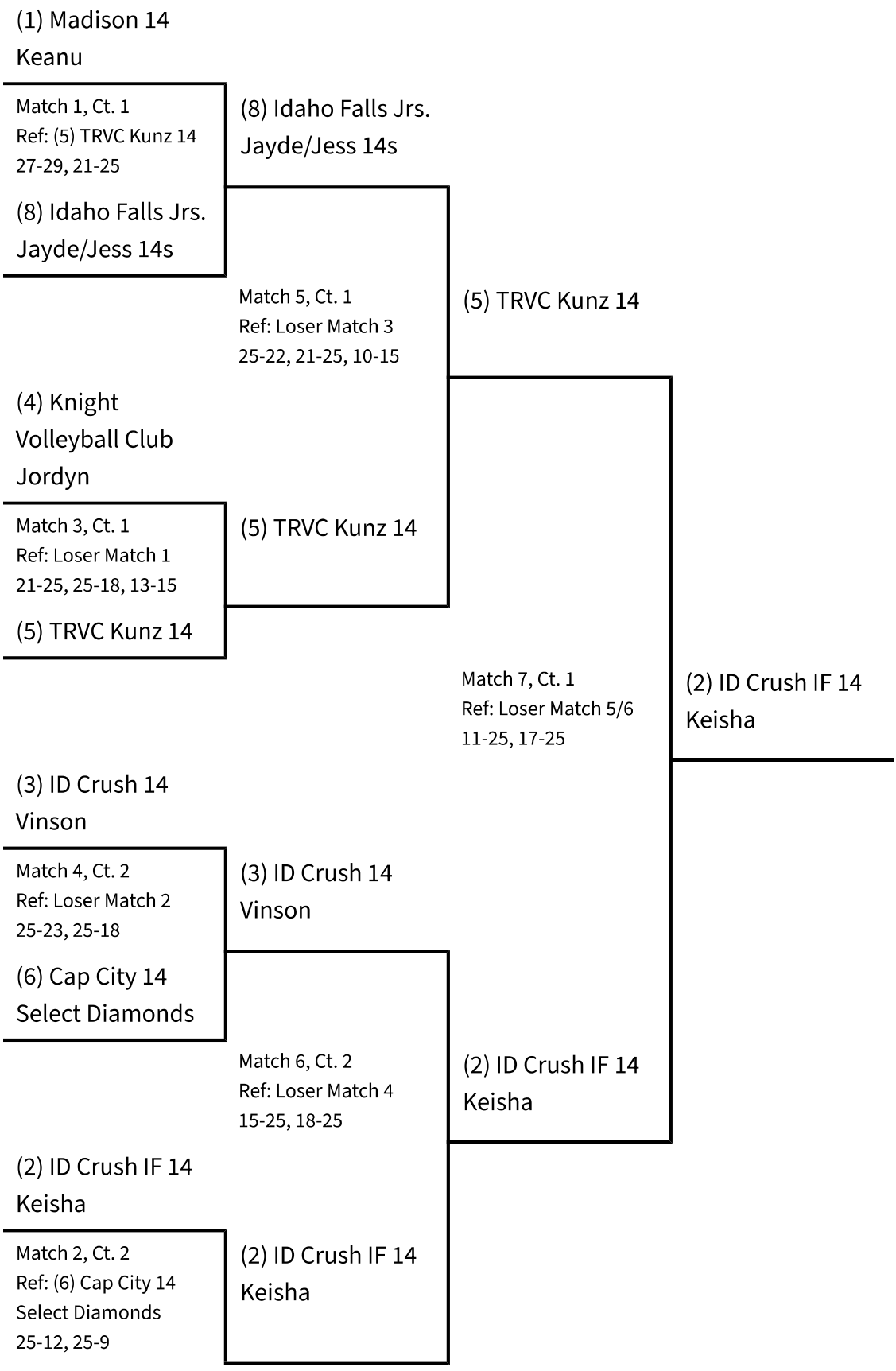

(7) Idaho LUV 14
Liz

Silver Bracket Championship

Skyline HS Main Gym

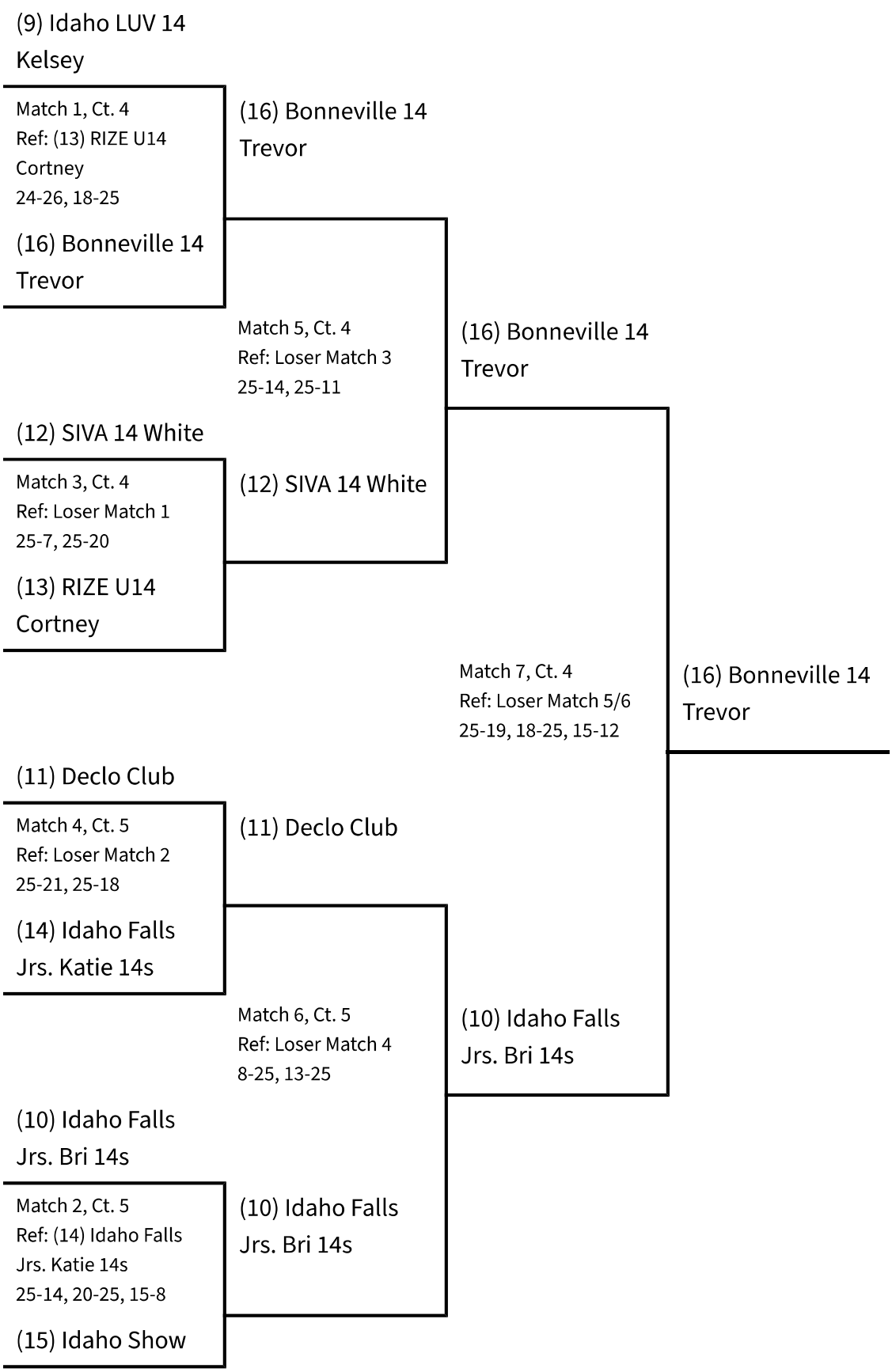

Bronze Bracket Championship

Skyline HS Aux Gym

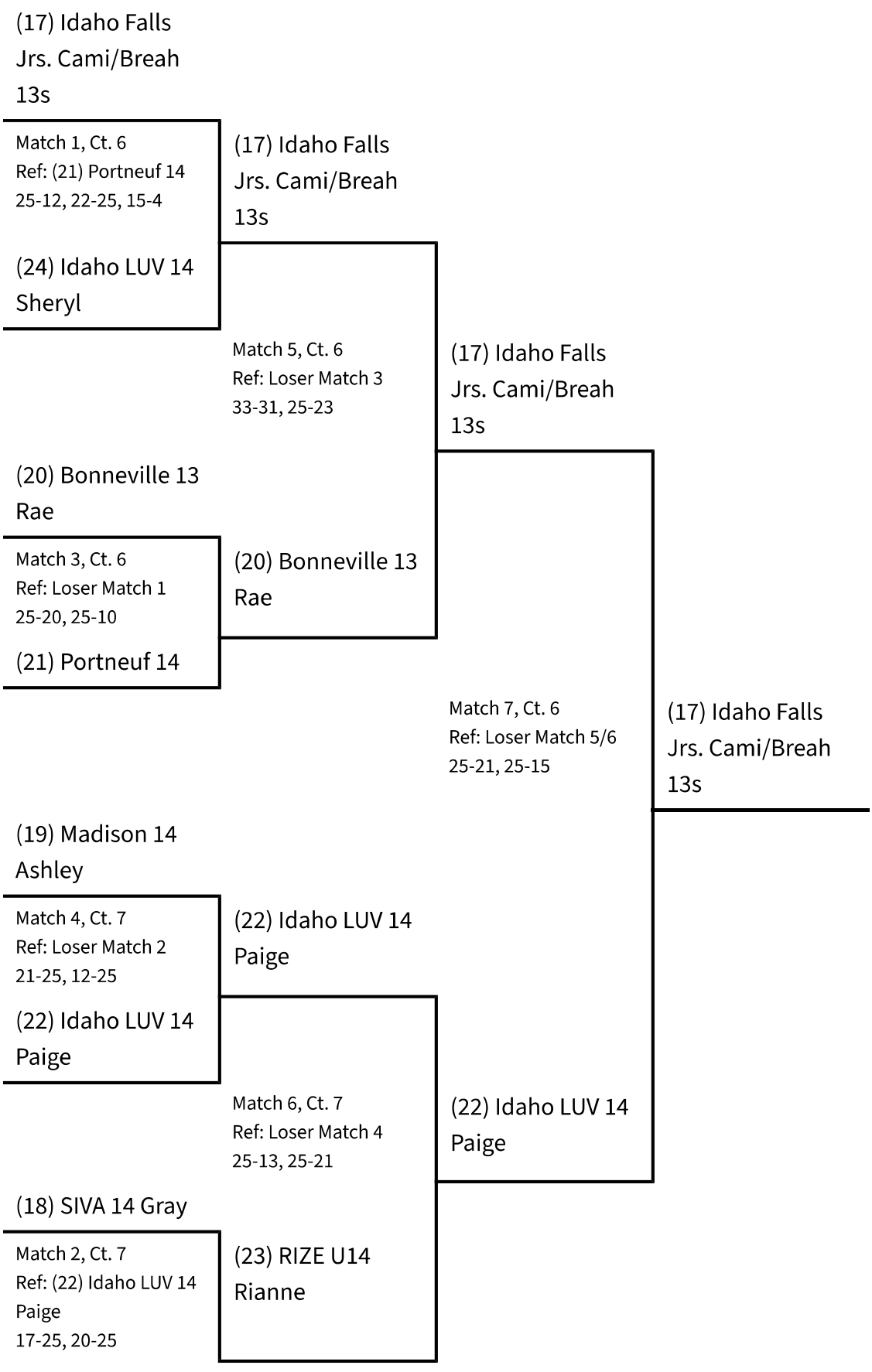

(23) RIZE U14
Rianne

Diamond Bracket Championship

Idaho Falls HS Aux Gym





NETPLAYPRO: Online Tournament Tracking

Scan for Tournament Pool and Bracket Information

2026 April 11 U14 Grand Prix Tournament