Eastern Idaho Volleyball Association

2026 April 18 U13 Power Tournament

National Sanction: Inland Empire District of the Amateur Athletic Union of the U.S.

Date: Saturday, April 18, 2026

Location:

Hillcrest HS Main Gym
2800 E Sunnyside Rd
Ammon, ID 83406
Courts 1-2

Idaho Falls HS Main Gym
601 S Holmes Ave
Idaho Falls, ID 83401
Courts 3-4

Idaho Falls HS Aux Gym
601 S Holmes Ave
Idaho Falls, ID 83401
Court 5

Site Director: Adam Hayes (208) 528-6748

Coaches Meeting: Courts 1 and 3, 7:30 AM
Coaches must attend. Make sure to bring rosters.

Rules:

- USAV rules prevail.
- Libero will be allowed to serve in one position.
- Warm up: 4 minutes for first match for a team, 2 minutes thereafter.

Pool Play Format:

- Match consists of two sets to 25, no cap
- One timeout
- Pool play placement:
  - Set win/loss record
  - If two team tie
    - Head-to-Head
    - Total points
    - Coin toss
  - If three+ team tie
    - Total points
    - Coin toss

NETPLAYPRO: Online Tournament Tracking
Scan for Tournament Pool and Bracket Information

Bracket Play Format:

- Matches will be best 2 out of 3. First and second sets are to 25, no cap. If the third set is needed, it will be to 15, no cap, switching sides at 8 points.
- Two timeouts

Teams must provide their own first aid kits including ice.
Unsportsmanlike conduct from teams, parents, or spectators my result in expulsion of individuals or disqualification and ejection of teams.

Pools, Saturday 8:00 AM

Pool A (Court 1) Hillcrest HS Main Gym	Pool B (Court 2) Hillcrest HS Main Gym	Pool C (Court 3) Idaho Falls HS Main Gym
ID Crush TF 13 Kat	Knights Volleyball Club Dallas	Titans U13 Kunz
RIZE U12/13 Liz	Portneuf 13	Jackson Elite Volleyball U13 Black
Shelley	Rize U12/13 Sarah	Shelley Reeves/Searle
Bonneville 13 Morgan	Bonneville 13 Carl	Idaho Falls Jrs. Marcus

Pool D (Court 4) Idaho Falls HS Main Gym	Pool E (Court 5) Idaho Falls HS Aux Gym
Idaho Falls Jrs. Cami/Breah 13s	High Point Volleyball
Idaho LUV 13 Holly/Riley	Idaho Falls Jrs. Kelsie 13s
Mt. Borah Mallory	Madison 13 Red
Blacktail Rebels	ID Crush TF 12 Lacey

Pool Play, 4 Teams - Pool A

Matches consist of two sets to 25, no cap.

Pool place is determined by win/loss record. In the event a two-team tiebreaker is needed, use head-to-head result, then total point differentials, then a coin flip. In the event a three-team tiebreaker is needed, use total point differentials, then a coin flip.

Point differential is the point difference in a set score between two teams. For example, if team 1 wins a set over team 3 by a score of 25-20, record +5 for team 1 and -5 for team 3. At the end of pool play, sum the point differentials for each team to get a total point differential amount.

	Team Name	Wins	Losses	Total Points	Place
Team 1	ID Crush TF 13 Kat	6	0	73	1
Team 2	RIZE U12/13 Liz	3	3	-5	2
Team 4	Bonneville 13 Morgan	2	4	-27	3
Team 3	Shelley	1	5	-41	4

Match 1	**1 vs 3 (2)**	**Scores: 25-12, 25-13**
Match 2	**2 vs 4 (1)**	**Scores: 25-16, 26-24**
Match 3	**1 vs 4 (3)**	**Scores: 25-12, 25-16**
Match 4	**2 vs 3 (1)**	**Scores: 20-25, 25-10**
Match 5	**3 vs 4 (2)**	**Scores: 21-25, 23-25**
Match 6	**1 vs 2 (4)**	**Scores: 25-9, 25-15**

Pool Play, 4 Teams - Pool B

Matches consist of two sets to 25, no cap.

Pool place is determined by win/loss record. In the event a two-team tiebreaker is needed, use head-to-head result, then total point differentials, then a coin flip. In the event a three-team tiebreaker is needed, use total point differentials, then a coin flip.

Point differential is the point difference in a set score between two teams. For example, if team 1 wins a set over team 3 by a score of 25-20, record +5 for team 1 and -5 for team 3. At the end of pool play, sum the point differentials for each team to get a total point differential amount.

	Team Name	Wins	Losses	Total Points	Place
Team 1	Knights Volleyball Club Dallas	6	0	71	1
Team 3	Rize U12/13 Sarah	2	4	-21	2
Team 2	Portneuf 13	2	4	-23	3
Team 4	Bonneville 13 Carl	2	4	-27	4

Match 1	**1 vs 3 (2)**	**Scores:25-18, 25-11**
Match 2	**2 vs 4 (1)**	**Scores:26-24, 16-25**
Match 3	**1 vs 4 (3)**	**Scores:25-8, 25-8**
Match 4	**2 vs 3 (1)**	**Scores:25-27, 32-30**
Match 5	**3 vs 4 (2)**	**Scores:25-22, 22-25**
Match 6	**1 vs 2 (4)**	**Scores:25-16, 25-18**

Pool Play, 4 Teams - Pool C

Matches consist of two sets to 25, no cap.

Pool place is determined by win/loss record. In the event a two-team tiebreaker is needed, use head-to-head result, then total point differentials, then a coin flip. In the event a three-team tiebreaker is needed, use total point differentials, then a coin flip.

Point differential is the point difference in a set score between two teams. For example, if team 1 wins a set over team 3 by a score of 25-20, record +5 for team 1 and -5 for team 3. At the end of pool play, sum the point differentials for each team to get a total point differential amount.

	Team Name	Wins	Losses	Total Points	Place
Team 3	Shelley Reeves/Searle	6	0	64	1
Team 1	Titans U13 Kunz	4	2	44	2
Team 2	Jackson Elite Volleyball U13 Black	1	5	-52	3
Team 4	Idaho Falls Jrs. Marcus	1	5	-56	4

Match 1	**1 vs 3 (2)**	**Scores:22-25, 24-26**
Match 2	**2 vs 4 (1)**	**Scores:21-25, 25-21**
Match 3	**1 vs 4 (3)**	**Scores:25-10, 25-12**
Match 4	**2 vs 3 (1)**	**Scores:11-25, 8-25**
Match 5	**3 vs 4 (2)**	**Scores:25-8, 25-14**
Match 6	**1 vs 2 (4)**	**Scores:25-13, 25-16**

Pool Play, 4 Teams - Pool D

Matches consist of two sets to 25, no cap.

Pool place is determined by win/loss record. In the event a two-team tiebreaker is needed, use head-to-head result, then total point differentials, then a coin flip. In the event a three-team tiebreaker is needed, use total point differentials, then a coin flip.

Point differential is the point difference in a set score between two teams. For example, if team 1 wins a set over team 3 by a score of 25-20, record +5 for team 1 and -5 for team 3. At the end of pool play, sum the point differentials for each team to get a total point differential amount.

	Team Name	Wins	Losses	Total Points	Place
Team 1	Idaho Falls Jrs. Cami/Breah 13s	6	0	67	1
Team 3	Mt. Borah Mallory	3	3	1	2
Team 2	Idaho LUV 13 Holly/Riley	3	3	-1	3
Team 4	Blacktail Rebels	0	6	-67	4

Match 1	**1 vs 3 (2)**	**Scores:25-13, 25-17**
Match 2	**2 vs 4 (1)**	**Scores:25-22, 25-11**
Match 3	**1 vs 4 (3)**	**Scores:25-10, 25-10**
Match 4	**2 vs 3 (1)**	**Scores:25-22, 21-25**
Match 5	**3 vs 4 (2)**	**Scores:25-18, 25-12**
Match 6	**1 vs 2 (4)**	**Scores:25-10, 25-23**

Pool Play, 4 Teams - Pool E

Matches consist of two sets to 25, no cap.

Pool place is determined by win/loss record. In the event a two-team tiebreaker is needed, use head-to-head result, then total point differentials, then a coin flip. In the event a three-team tiebreaker is needed, use total point differentials, then a coin flip.

Point differential is the point difference in a set score between two teams. For example, if team 1 wins a set over team 3 by a score of 25-20, record +5 for team 1 and -5 for team 3. At the end of pool play, sum the point differentials for each team to get a total point differential amount.

	Team Name	Wins	Losses	Total Points	Place
Team 4	ID Crush TF 12 Lacey	6	0	71	1
Team 1	High Point Volleyball	4	2	20	2
Team 2	Idaho Falls Jrs. Kelsie 13s	2	4	-39	3
Team 3	Madison 13 Red	0	6	-52	4

Match 1	**1 vs 3 (2)**	**Scores:25-17, 25-15**
Match 2	**2 vs 4 (1)**	**Scores:8-25, 13-25**
Match 3	**1 vs 4 (3)**	**Scores:25-27, 14-25**
Match 4	**2 vs 3 (1)**	**Scores:25-22, 27-25**
Match 5	**3 vs 4 (2)**	**Scores:9-25, 12-25**
Match 6	**1 vs 2 (4)**	**Scores:25-16, 25-19**

Bracket Seeding - 1st Place Teams

Teams are seeded by their pool place ranking and number of pool play wins. When a tiebreaker is needed, use total point differentials, then a coin flip.

Pool	Team Name	Wins	Total Points	Seeding
A	ID Crush TF 13 Kat	6	73	
B	Knights Volleyball Club Dallas	6	71	
E	ID Crush TF 12 Lacey	6	71	
D	Idaho Falls Jrs. Cami/Breah 13s	6	67	
C	Shelley Reeves/Searle	6	64	

Bracket Seeding - 2nd Place Teams

Teams are seeded by their pool place ranking and number of pool play wins. When a tiebreaker is needed, use total point differentials, then a coin flip.

Pool	Team Name	Wins	Total Points	Seeding
C	Titans U13 Kunz	4	44	
E	High Point Volleyball	4	20	
D	Mt. Borah Mallory	3	1	
A	RIZE U12/13 Liz	3	-5	
B	Rize U12/13 Sarah	2	-21	

Bracket Seeding - 3rd Place Teams

Teams are seeded by their pool place ranking and number of pool play wins. When a tiebreaker is needed, use total point differentials, then a coin flip.

Pool	Team Name	Wins	Total Points	Seeding
D	Idaho LUV 13 Holly/Riley	3	-1	
B	Portneuf 13	2	-23	
A	Bonneville 13 Morgan	2	-27	
E	Idaho Falls Jrs. Kelsie 13s	2	-39	
C	Jackson Elite Volleyball U13 Black	1	-52	

Bracket Seeding - 4th Place Teams

Teams are seeded by their pool place ranking and number of pool play wins. When a tiebreaker is needed, use total point differentials, then a coin flip.

Pool	Team Name	Wins	Total Points	Seeding
B	Bonneville 13 Carl	2	-27	
A	Shelley	1	-41	
C	Idaho Falls Jrs. Marcus	1	-56	
E	Madison 13 Red	0	-52	
D	Blacktail Rebels	0	-67	

Gold Bracket Championship

Hillcrest HS Main Gym

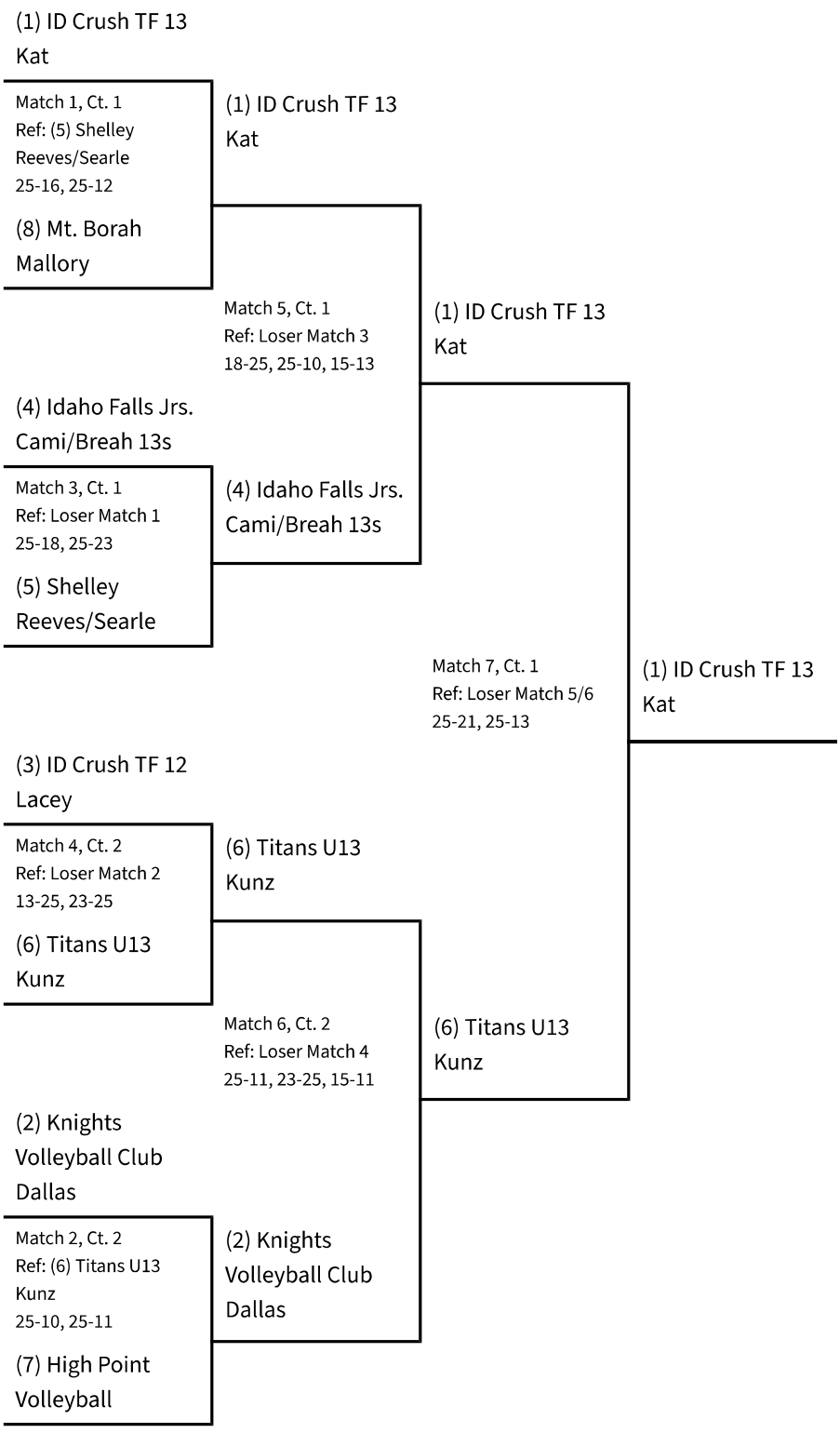

Silver Bracket Championship

Idaho Falls HS Main Gym

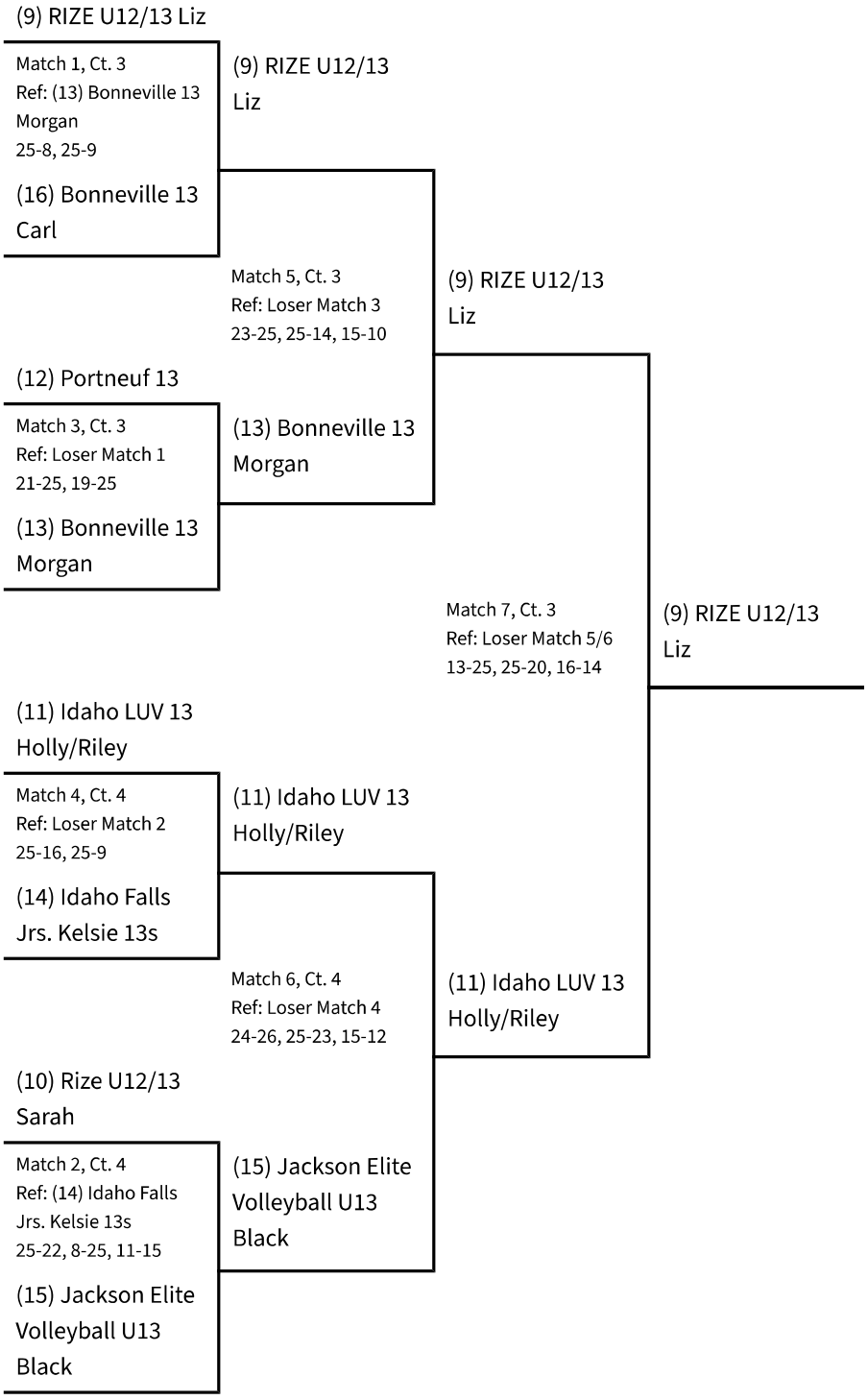

Bronze Bracket Championship

Idaho Falls HS Aux Gym

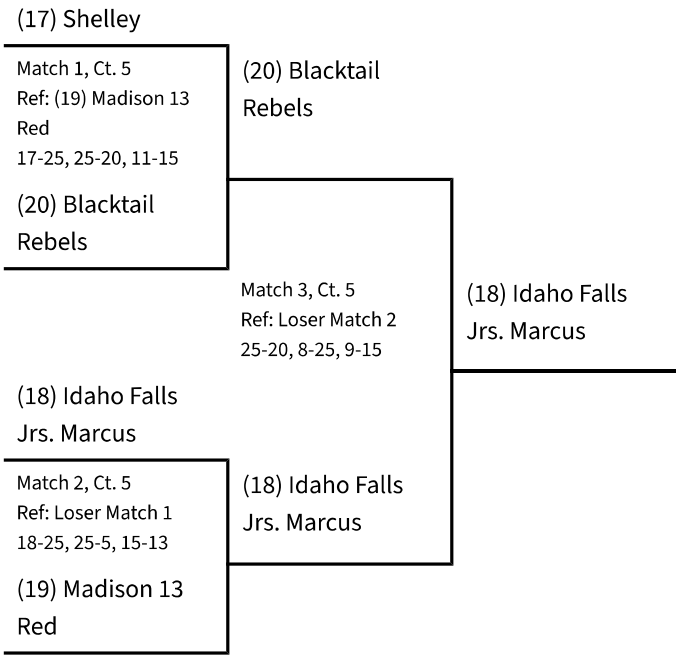



NETPLAYPRO: Online Tournament Tracking

Scan for Tournament Pool and Bracket Information

2026 April 18 U13 Power Tournament