Eastern Idaho Volleyball Association

2026 May 2 U13 Power Tournament

National Sanction: Inland Empire District of the Amateur Athletic Union of the U.S.

Date: Saturday, May 2, 2026

Location:

Hillcrest HS Main Gym
2800 E Sunnyside Rd
Ammon, ID 83406
Courts 1-2

Hillcrest HS Upstairs Gym
2800 E Sunnyside Rd
Ammon, ID 83406
Court 3

Bonneville HS Aux Gym
3165 E Iona Rd
Idaho Falls, ID 83401
Court 4

Site Director: Adam Hayes (208) 528-6748

Coaches Meeting: Courts 1 and 4, 7:30 AM
Coaches must attend. Make sure to bring rosters.

Rules:

- USAV rules prevail.
- Libero will be allowed to serve in one position.
- Warm up: 4 minutes for first match for a team, 2 minutes thereafter.

Pool Play Format:

- Match consists of two sets to 25, no cap
- One timeout
- Pool play placement:
  - Set win/loss record
  - If two team tie
    - Head-to-Head
    - Total points
    - Coin toss
  - If three+ team tie
    - Total points
    - Coin toss

NETPLAYPRO: Online Tournament Tracking
Scan for Tournament Pool and Bracket Information

Bracket Play Format:

- Matches will be best 2 out of 3. First and second sets are to 25, no cap. If the third set is needed, it will be to 15, no cap, switching sides at 8 points.
- Two timeouts

Teams must provide their own first aid kits including ice.
Unsportsmanlike conduct from teams, parents, or spectators my result in expulsion of individuals or disqualification and ejection of teams.

Pools, Saturday 8:00 AM

Pool A (Court 1) Hillcrest HS Main Gym	Pool B (Court 2) Hillcrest HS Main Gym	Pool C (Court 3) Hillcrest HS Upstairs Gym
Knights Volleyball Club Dallas	Bonneville 13 Rae	Mt. Borah VB 13U Syd
Idaho LUV 13 Morgan/Kaylee	Mt. Borah VB 13U Pam	Titans U13 Kunz
Madison 13 Red	Jackson Elite Volleyball U13 Black	Idaho Falls Jrs. Marcus 13s
RIZE U13 Heather	RIZE U13/14 Kate	Blacktail Rebels

Pool D (Court 4) Bonneville HS Aux Gym
Shelley Reeves/Searle
Force
Bonneville 13 Morgan
Mt. Borah VB 13U Rosie

Pool Play, 4 Teams - Pool A

Matches consist of two sets to 25, no cap.

Pool place is determined by win/loss record. In the event a two-team tiebreaker is needed, use head-to-head result, then total point differentials, then a coin flip. In the event a three-team tiebreaker is needed, use total point differentials, then a coin flip.

Point differential is the point difference in a set score between two teams. For example, if team 1 wins a set over team 3 by a score of 25-20, record +5 for team 1 and -5 for team 3. At the end of pool play, sum the point differentials for each team to get a total point differential amount.

	Team Name	Wins	Losses	Total Points	Place
Team 2	Idaho LUV 13 Morgan/Kaylee	5	1	59	1
Team 1	Knights Volleyball Club Dallas	5	1	54	2
Team 4	RIZE U13 Heather	2	4	-24	3
Team 3	Madison 13 Red	0	6	-89	4

Match 1	**1 vs 3 (2)**	**Scores:**	**25-11, 25-11**
Match 2	**2 vs 4 (1)**	**Scores:**	**25-14, 25-14**
Match 3	**1 vs 4 (3)**	**Scores:**	**25-6, 25-15**
Match 4	**2 vs 3 (1)**	**Scores:**	**25-10, 25-6**
Match 5	**3 vs 4 (2)**	**Scores:**	**13-25, 10-25**
Match 6	**1 vs 2 (4)**	**Scores:**	**26-24, 20-25**

Pool Play, 4 Teams - Pool B

Matches consist of two sets to 25, no cap.

Pool place is determined by win/loss record. In the event a two-team tiebreaker is needed, use head-to-head result, then total point differentials, then a coin flip. In the event a three-team tiebreaker is needed, use total point differentials, then a coin flip.

Point differential is the point difference in a set score between two teams. For example, if team 1 wins a set over team 3 by a score of 25-20, record +5 for team 1 and -5 for team 3. At the end of pool play, sum the point differentials for each team to get a total point differential amount.

	Team Name	Wins	Losses	Total Points	Place
Team 4	RIZE U13/14 Kate	5	1	56	1
Team 1	Bonneville 13 Rae	5	1	49	2
Team 3	Jackson Elite Volleyball U13 Black	1	5	-55	3
Team 2	Mt. Borah VB 13U Pam	1	5	-50	4

Match 1	**1 vs 3 (2)**	**Scores:**	**25-8, 25-7**
Match 2	**2 vs 4 (1)**	**Scores:**	**12-25, 14-25**
Match 3	**1 vs 4 (3)**	**Scores:**	**25-21, 11-25**
Match 4	**2 vs 3 (1)**	**Scores:**	**19-25, 25-21**
Match 5	**3 vs 4 (2)**	**Scores:**	**14-25, 14-25**
Match 6	**1 vs 2 (4)**	**Scores:**	**25-6, 25-20**

Pool Play, 4 Teams - Pool C

Matches consist of two sets to 25, no cap.

Pool place is determined by win/loss record. In the event a two-team tiebreaker is needed, use head-to-head result, then total point differentials, then a coin flip. In the event a three-team tiebreaker is needed, use total point differentials, then a coin flip.

Point differential is the point difference in a set score between two teams. For example, if team 1 wins a set over team 3 by a score of 25-20, record +5 for team 1 and -5 for team 3. At the end of pool play, sum the point differentials for each team to get a total point differential amount.

	Team Name	Wins	Losses	Total Points	Place
Team 2	Titans U13 Kunz	5	1	47	1
Team 1	Mt. Borah VB 13U Syd	4	2	31	2
Team 3	Idaho Falls Jrs. Marcus 13s	3	3	-19	3
Team 4	Blacktail Rebels	0	6	-59	4

Match 1	**1 vs 3 (2)**	**Scores:**	**19-25, 25-14**
Match 2	**2 vs 4 (1)**	**Scores:**	**25-10, 25-17**
Match 3	**1 vs 4 (3)**	**Scores:**	**25-5, 25-13**
Match 4	**2 vs 3 (1)**	**Scores:**	**25-11, 25-21**
Match 5	**3 vs 4 (2)**	**Scores:**	**26-24, 27-25**
Match 6	**1 vs 2 (4)**	**Scores:**	**12-25, 25-18**

Pool Play, 4 Teams - Pool D

Matches consist of two sets to 25, no cap.

Pool place is determined by win/loss record. In the event a two-team tiebreaker is needed, use head-to-head result, then total point differentials, then a coin flip. In the event a three-team tiebreaker is needed, use total point differentials, then a coin flip.

Point differential is the point difference in a set score between two teams. For example, if team 1 wins a set over team 3 by a score of 25-20, record +5 for team 1 and -5 for team 3. At the end of pool play, sum the point differentials for each team to get a total point differential amount.

	Team Name	Wins	Losses	Total Points	Place
Team 2	Force	6	0	51	1
Team 1	Shelley Reeves/Searle	4	2	48	2
Team 3	Bonneville 13 Morgan	2	4	-25	3
Team 4	Mt. Borah VB 13U Rosie	0	6	-74	4

Match 1	**1 vs 3 (2)**	**Scores:25-11, 25-10**
Match 2	**2 vs 4 (1)**	**Scores:25-16, 25-16**
Match 3	**1 vs 4 (3)**	**Scores:25-14, 25-7**
Match 4	**2 vs 3 (1)**	**Scores:25-8, 25-19**
Match 5	**3 vs 4 (2)**	**Scores:25-5, 25-18**
Match 6	**1 vs 2 (4)**	**Scores:24-26, 17-25**

Bracket Seeding - 1st Place Teams

Teams are seeded by their pool place ranking and number of pool play wins. When a tiebreaker is needed, use total point differentials, then a coin flip.

Pool	Team Name	Wins	Total Points	Seeding
D	Force	6	51	
A	Idaho LUV 13 Morgan/Kaylee	5	59	
B	RIZE U13/14 Kate	5	56	
C	Titans U13 Kunz	5	47	

Bracket Seeding - 2nd Place Teams

Teams are seeded by their pool place ranking and number of pool play wins. When a tiebreaker is needed, use total point differentials, then a coin flip.

Pool	Team Name	Wins	Total Points	Seeding
A	Knights Volleyball Club Dallas	5	54	
B	Bonneville 13 Rae	5	49	
D	Shelley Reeves/Searle	4	48	
C	Mt. Borah VB 13U Syd	4	31	

Bracket Seeding - 3rd Place Teams

Teams are seeded by their pool place ranking and number of pool play wins. When a tiebreaker is needed, use total point differentials, then a coin flip.

Pool	Team Name	Wins	Total Points	Seeding
C	Idaho Falls Jrs. Marcus 13s	3	-19	
A	RIZE U13 Heather	2	-24	
D	Bonneville 13 Morgan	2	-25	
B	Jackson Elite Volleyball U13 Black	1	-55	

Bracket Seeding - 4th Place Teams

Teams are seeded by their pool place ranking and number of pool play wins. When a tiebreaker is needed, use total point differentials, then a coin flip.

Pool	Team Name	Wins	Total Points	Seeding
B	Mt. Borah VB 13U Pam	1	-50	
C	Blacktail Rebels	0	-59	
D	Mt. Borah VB 13U Rosie	0	-74	
A	Madison 13 Red	0	-89	

Gold Bracket Championship

Hillcrest HS Main Gym

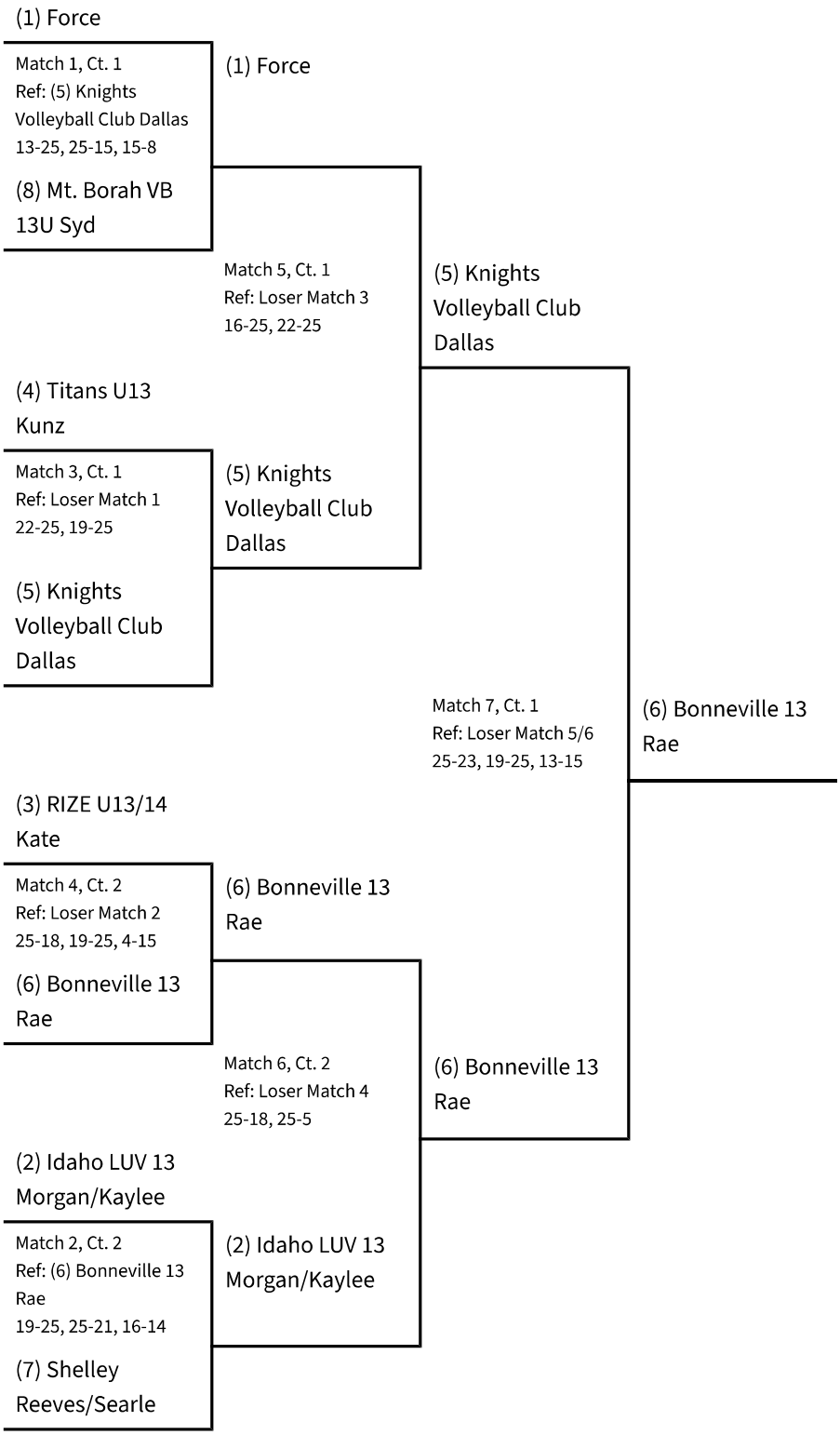

Silver Bracket Championship

Hillcrest HS Upstairs Gym



Bronze Bracket Championship

Bonneville HS Aux Gym





NETPLAYPRO: Online Tournament Tracking

Scan for Tournament Pool and Bracket Information

2026 May 2 U13 Power Tournament